


NCB[®] Periprosthetic Femur Plate System

Product Brochure






Femur Specific
Plate Design



Polyaxiality



Cable Fixation
Options



Specific
Instruments

NCB[®] Periprosthetic Femur Plate System

The Polyaxial Locking Plate portfolio

The NCB (Non-Contact Bridging) Periprosthetic Femur System is a line of polyaxial locking plates for the treatment of femur fractures, particularly periprosthetic femur fractures. Femur specific plate designs combined with the polyaxial NCB Locking Plate Technology offer solutions for fixation of particularly complex periprosthetic fractures. The system consists of a proximal femur plate, a distal femur plate, a curved femur shaft plate and a trochanter plate.

Diagonal Three Hole Pattern

All NCB Periprosthetic Plates provide a diagonal three hole pattern, which allows for multiple screw options:

- Off-set holes allow for easier screw placement around the prosthesis and stable bicortical screw fixation. The holes accommodate 5.0mm NCB Screws, and two types of 4.0mm NCB Screws for use when there is minimal bone around the prosthesis.
- The central holes can accommodate threaded 5.0mm NCB Unicortical Screws, threaded Cable Buttons and Cables, when bicortical fixation cannot be achieved.



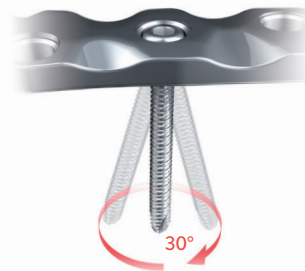
Diagonal Three Hole Pattern

Differently Shaped

- Reduced and uniform plate stiffness
- Plate contouring across solid cross-sections, away from holes.

Polyaxiality

The NCB System Technology allows for polyaxial screw placement (30° cone) with screw locking achieved through the use of locking caps that are threaded into the plate holes. The locking construct allows for improved stability




NCB 30° Cone Polyaxiality



Angular stability with the NCB Locking Caps

Non-Contact Bridging


In the locked mode the NCB Periprosthetic Plate acts as an internal fixator without contact between the plate and the bone surface; which may reduce the risk of periosteal blood supply impairment. This Non-Contact Bridging concept can also be controlled through the use of 1, 2, or 3 mm spacers, which are threaded into the plate holes prior to plate insertion.



Broad Screw Options

Five different NCB Screw and two different 3.5mm ULS locking screws and cortical screws (only for NCB Periprosthetic Trochanter Plate) are offered with the NCB Periprosthetic Femur System, to allow both bicortical and unicortical fixation.

Broad Screw Options






NCB Periprosthetic Distal Femur Plate



NCB Curved Femur Shaft Plate




NCB Periprosthetic Proximal Femur Plate



Differently Shaped Scallops

Femur plate, a Curved Femur Shaft plate and a Trochanter Plate.

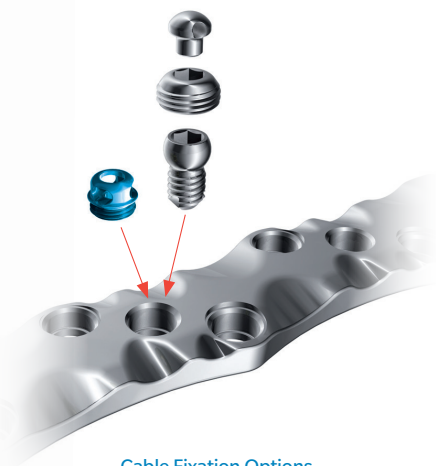


Screw Fixation Option

The trochanter plate offers usage of ULS locking screws or cortical (non-locking) screws to re-attach the greater trochanter. By using the cortical (non-locking) screws the plate also allows anatomical reduction of the fracture. Additional holes allow for usage of HEX buttons to fix cables to the trochanter plate.

Screw
and r

∅ mm	Description
5	NCB Screws
5	NCB Unicortical Screws
5	NCB Cancellous Screws
4	NCB Screws
4	NCB Screws, Deep Thread
3.5	ULS Locking Screw
3.5	Cortical Screw
5	NCB MotionLoc® Screws



Cable Fixation Options

Cable Fixation Options


The products from the Cable-Ready® Cable Grip System are compatible with the NCB Periprosthetic Femur System.



NCB Locking Plate Cable Button, 2.5 mm, Hex Drive



Hex Button, 3.5 mm



Cable Assembly Cerclage, 1.8 mm

NCB Periprosthetic Trochanter Plate

The NCB Periprosthetic Trochanter Plate is designed to reattach the greater trochanter in combination with a polyaxial NCB Periprosthetic Proximal Femur Plate. The portfolio offers two different sizes (different width) whereas the height is the same, for the left and right femur.




NCB Periprosthetic Trochanter Plate assembled with NCB Periprosthetic Proximal Femur Plate (short)



left wide left narrow right narrow right wide


Cable Fixation Option



Screw Holes for locking and non-locking screws

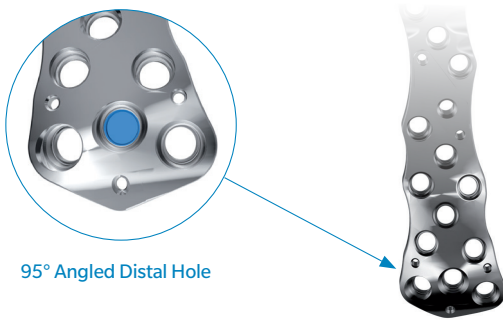
Short Proximal Femur Plate

One adjustment slot is added to this specific plate which allows for preliminary fixation of the plate.

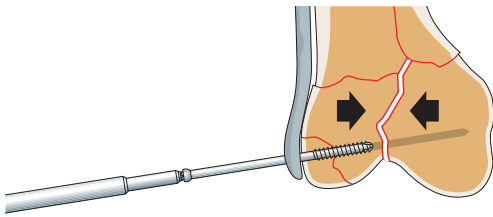




NCB Instruments for overdrilling into cement



95° Angled Distal Hole



Specific Instruments for Periprosthetic Fractures

Slightly oversized drill bits and drill guides are offered with the NCB Periprosthetic Femur System, to reduce the risk of cracks in the cement mantle when placing screws around a cemented prosthesis.

NCB Distal Femur Plate

95° Angled Distal Hole

The most distal central plate hole is angled at 95° to the plate shaft to allow screw insertion parallel to the joint. This can help reduce the fracture and may facilitate realignment of the anatomic axis of the femur.

Fracture Reduction

Before locking, the screws can act as lag screws and be used for fracture reduction; a benefit which is not offered with standard locking systems.

Sterile Packaging

NCB Periprosthetic Plates and Screws are offered in a non-sterile and sterile package.

All content herein is protected by copyright, trademarks and other intellectual property rights, as applicable, owned by or licensed to Zimmer Biomet or its affiliates unless otherwise indicated, and must not be redistributed, duplicated or disclosed, in whole or in part, without the express written consent of Zimmer Biomet. This material is intended for health care professionals. Distribution to any other recipient is prohibited.

For indications, contraindications, warnings, precautions, potential adverse effects and patient counselling information, see the package insert or contact your local representative; visit www.zimmerbiomet.com for additional product information.

Check for country product clearances and reference product specific instructions for use.

Not for distribution in France.

©2019 Zimmer Biomet



2631.1-GLBL-en-REV0919



Authorized Representative

Zimmer UK, Inc.
1800 West Center Street
Warsaw, Indiana 46580
UK

Representative in the USA:

Zimmer, Inc.
1800 West Center Street
Warsaw, Indiana 46580
USA



Legal Manufacturer

Zimmer Inc.
P.O. Box 587
56 E. Bell Drive
Warsaw, Indiana 46581-0587
USA

Zimmer GmbH
Sulzerallee 8
8404 Winterthur
Switzerland

www.zimmerbiomet.com