



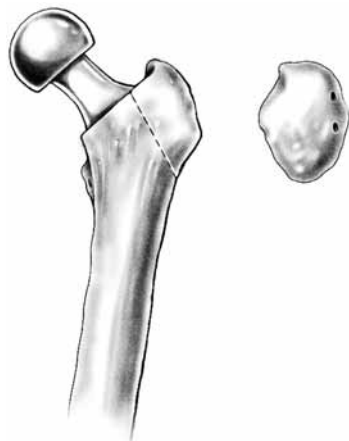
Cable-Ready[®] Trochanteric Reattachment

Abbreviated
Surgical Technique

1 Drill Holes

After completing the total hip arthroplasty, open two *Cable-Ready* Cable Grip System cobalt chrome cables. Load one into the Tensioner.

Drill two 2.0mm holes in the posterior third of the trochanter approximately 2.0cm apart. Drill one 2.0mm hole in the lesser trochanter.



2 Pass Cable Around Femur

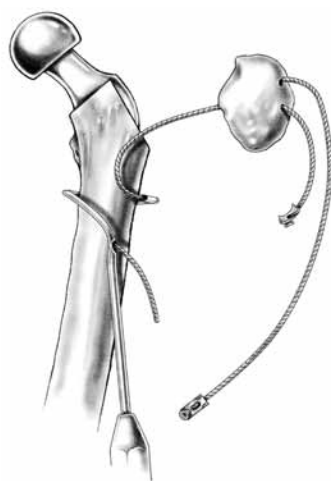
Pass the large Cable Passer around the proximal femur starting anterior and turning the passer posterior.

When the tip of the Cable Passer is in view, insert the cable **THROUGH THE TROCHANTER FIRST**, then into the Cable Passer until the cable exits the shaft. Remove the Cable Passer. (Place the first cable just distal to the lesser trochanter, and the second cable 1.0-2.0cm proximal to the first cable.)

Advance the greater trochanter distally onto a good bleeding bed of cancellous bone.

Note: The most common reason for nonunion of the greater trochanter is poor or inadequate bone contact between the greater trochanter and the proximal femur.

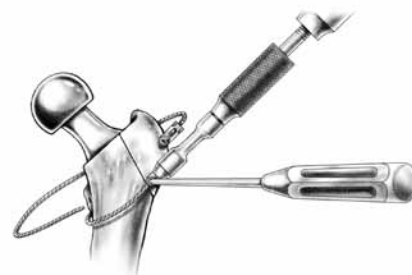
Important: Place the body portion posteriorly on the trochanter, so there is no prominence laterally over the greater trochanter.



3 Tighten Cables Sequentially

After the first cable is tightened, lock down the Retensioning Bit to temporarily hold the cable. Move the Tensioner to the second cable and tension it. Use the screwdriver to lock down and crimp the second cable.

Carefully unlock the Retensioning Bit and re-tension the first cable. Crimp the first cable with the screwdriver.



4 Cut Excess Cable

Cut the excess cable flush with the connector body.



CABLE-READY CABLE GRIP SYSTEM ORDERING INFORMATION

Cable-Ready Cerclage Cable Assemblies

Prod. No.	Description
00-2232-002-28	1.8mm Cobalt-Chrome, 914mm long
00-2232-004-14	1.8mm Cobalt-Chrome, 635mm long

Cable-Ready Instrument Set (set includes:)

Prod. No.	Description
00-2232-000-01	Cable-Ready Instrument Set
00-2232-005-00	Cable-Ready Tensioner
00-2232-006-00	Screwdriver, 3mm Hexhead
00-2232-007-20	Cable Passer Assembly, Medium
00-2232-007-30	Cable Passer Assembly, Large
00-2232-008-01	Cerclage Attachment Bit (3)
00-2232-009-00	Bone Plate Tensioner Bit (3)
00-2232-011-00	GTR Impact Driver
00-3925-011-00	Cable Cutter
00-2232-095-00	Sterilization Case



This material is intended for healthcare professionals and the Zimmer Biomet sales force. Distribution to any other recipient is prohibited. For indications, contraindications, warnings, precautions, potential adverse effects and patient counseling information, see the package insert or contact your local representative; visit www.zimmerbiomet.com for additional product information. All content herein is protected by copyright, trademarks and other intellectual property rights, as applicable, owned by or licensed to Zimmer Biomet or its affiliates unless otherwise indicated, and must not be redistributed, duplicated or disclosed, in whole or in part, without the express written consent of Zimmer Biomet.

For indications, contraindications, warnings, precautions, potential adverse effects and patient counseling information, see the package insert or contact your local representative; visit www.zimmerbiomet.com for additional product information. Check for country product clearances and reference product specific instructions for use. Zimmer Biomet does not practice medicine. This technique was developed in conjunction with health care professional. This document is intended for surgeons and is not intended for laypersons. Each surgeon should exercise his or her own independent judgment in the diagnosis and treatment of an individual patient, and this information does not purport to replace the comprehensive training surgeons have received. As with all surgical procedures, the technique used in each case will depend on the surgeon's medical judgment as the best treatment for each patient. Results will vary based on health, weight, activity and other variables. Not all patients are candidates for this product and/or procedure. Caution: Federal (USA) law restricts this device to sale by or on the order of a surgeon. Rx only.

The CE mark is valid only if it is also printed on the product label.

97-2232-009-00 Rev. 6 Issue Date 2021-12-16 ©2002, 2008, 2010, 2021 Zimmer, Inc.

Contact your Zimmer Biomet
representative or visit us at
www.zimmer.com

